

# Learning chess

## Step 6



# Step 6



Name:

Date of birth:

Street:

Place:

School:

Club:

1<sup>st</sup> step completed:

2<sup>nd</sup> step completed:

3<sup>rd</sup> step completed:

4<sup>th</sup> step completed:




5<sup>th</sup> step completed:

Trainer:















Draw



Draw  Insufficient material: **A**



## Endgame





## Learning chess Step by Step

The Step by Step learning system is an officially acknowledged method by the Dutch Chess Federation. It has been successfully adopted by the majority of chess clubs and schools in the Netherlands, Belgium, Germany, Switzerland and Austria.

The whole system consists of workbooks with exercises and manuals for teachers and trainers.

Available in English up till now:

Manual for chess trainers:

*Step 1, Step 2, Step 3, Step 4, Step 5*

Manual for independent learners:

*Step 6*

Workbook:

*Stepping stones 1, Stepping stones 2, Step 1, Step 2, Step 3, Step 4, Step 5, Step 6*

Extra workbook:

*Step 1 extra, Step 2 extra*

Plus workbook:

*Step 1 plus, Step 2 plus*

Chess Tutor (download or CD)

*Step 1, Step 2, Step 3 (download a demo at: [www.chessnut.nl](http://www.chessnut.nl))*

Updated information can be found on our website at: [www.steppemethodie.nl](http://www.steppemethodie.nl)